

PNEUMATIC POLYMER FITTINGS CATALOGUE




+255 22 2130257
+255 750 075 075

 www.nirguntrading.co.tz


 info@nirguntrading.com
sales@nirguntrading.com

  Nirgun Trading Limited



Polymer Fittings

Flow Control Valve




	Tube (mm)	Thread (BSP)
NSE 04 - 01 - 0	4	1/8"
NSE 04 - 02 - 0	4	1/4"
NSE 06 - 01 - 0	6	1/8"
NSE 06 - 02 - 0	6	1/4"
NSE 06 - 03 - 0	6	3/8"
NSE 08 - 01 - 0	8	1/8"
NSE 08 - 02 - 0	8	1/4"
NSE 08 - 03 - 0	8	3/8"
NSE 08 - 04 - 0	8	1/2"
NSE 10 - 02 - 0	10	1/4"
NSE 10 - 03 - 0	10	3/8"
NSE 10 - 04 - 0	10	1/2"
NSE 12 - 03 - 0	12	3/8"
NSE 12 - 04 - 0	12	1/2"

Flow Control Valves (in-line)



	Tube (mm)
NSF 04	4
NSF 06	6
NSF 08	8
NSF 10	10
NSF 12	12

Straight Connector




	Tube (mm)
PUC 0400	4
PUC 0600	6
PUC 0800	8
PUC 1000	10
PUC 1200	12
PUC 1600	16

Equal Tee



	Tube (mm)
PUT 0400	4
PUT 0600	6
PUT 0800	8
PUT 1000	10
PUT 1200	12
PUT 1600	16



Polymer Fittings

Equal Elbow



	Tube (mm)
PUL 0400	4
PUL 0600	6
PUL 0800	8
PUL 1000	10
PUL 1200	12
PUL 1600	16

Equal Cross



	Tube (mm)
PZA 0400	4
PZA 0600	6
PZA 0800	8
PZA 1000	10
PZA 1200	12

"Y" Fitting




	Tube (mm)
PY 0400	4
PY 0600	6
PY 0800	8
PY 1000	10
PY 1200	12

Reducing Connector



	Tube (mm)	Tube (mm)
PG 06 - 04	6	4
PG 08 - 06	8	6
PG 10 - 08	10	8
PG 12 - 10	12	10



Silencer-Muffler Type Valve



SL-02 (1/4")

SL-03 (3/8")

SL-04 (1/2")

Universal purpose couplings for air lines

FEATURES

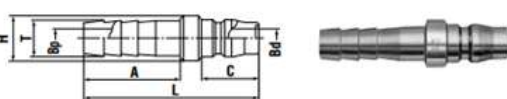
- ★ Accepts 1/4 NITTO type plugs
- ★ Heavy-duty, high quality design
- ★ Deep knurled socket sleeve for positive gripping
- ★ Proven and positive connection using ball-locking mechanism

Quick Coupling Specification

1. Used for pneumatic systems;
2. Working pressure: Less than 145 Psi; Max pressure: 150 Psi
3. Material: Brass and steel are both available;
4. Temperature range: -20~70 Celsius degree
5. Air flow: 35 SCFM at 100 PSIG inlet with 10 PSIG pressure.

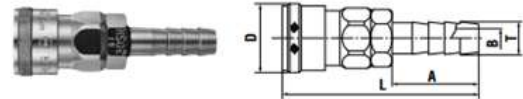


Plug PH type (Hose barb)




Model	Application (Hose)	Body material-Mass (g)			Dimensions (mm)						
		Steel	Brass	Stainless steel	L	øH	A	C	øT	øBp	øBd
17PH	1/4"	24	-	-	54	16	27	20	7.2	4.5	7.5
20PH	1/4"	28	31	27	57	16	30	20	9	5	7.5
30PH	3/8"	32	34	33	61	16	34	20	11.3	7.5	7.5
40PH	1/2"	59	64	60	63	20	36	20	15	9	7.5

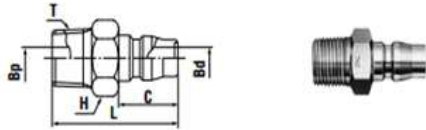
Socket SH type (Hose barb)



Model	Application (Hose)	Body material-Mass (g)			Dimensions (mm)				
		Steel	Brass	Stainless steel	L	øD	A	øT	øB
17SH	1/4"	99	-	-	(69.5)	(26.5)	27	7.2	4.5
20SH	1/4"	99	105	97	(72.5)	(26.5) ⁺¹¹	30	9	5
30SH	3/8"	102	107	100	(76.5)	(26.5) ⁺¹¹	34	11.3	7.5
40SH	1/2"	115	122	113	(78.5)	(26.5) ⁺¹¹	36	15	9

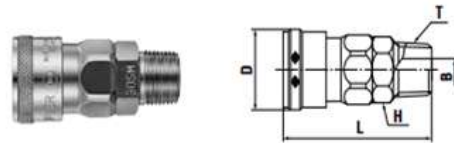


Plug PM type (Male thread)



Model	Application	Body material-Mass (g)			Dimensions (mm)					
		Steel	Brass	Stainless steel	L	H(WAF)	C	T	ϕBp	ϕBd
10PM	Rc 1/8	22	24	-	37	Hex.14	20	R 1/8	4	7.5
20PM	Rc 1/4	25	27	26	41	Hex.14	20	R 1/4	7.5	7.5
30PM	Rc 3/8	40	43	41	42	Hex.19 _{±0.1}	20	R 3/8	7.5	7.5
40PM	Rc 1/2	60	65	60	46	Hex.22	20	R 1/2	12	7.5

Socket SM type (Male thread)



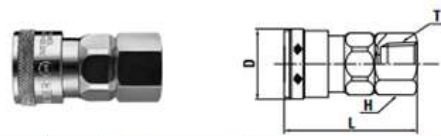
Model	Application	Body material-Mass (g)			Dimensions (mm)					
		Steel	Brass	Stainless steel	L	ϕD	H(WAF)	T	ϕB	
10SM	Rc 1/8	97	-	-	(52.5)	(26.5)	Hex.19	R 1/8	5	
20SM	Rc 1/4	97	103	96	(55.5)	(26.5) _{±0.1}	Hex.19	R 1/4	7	
30SM	Rc 3/8	104	108	100	(56.5)	(26.5) _{±0.1}	Hex.19	R 3/8	8 _{±0.1}	
40SM	Rc 1/2	127	135	126	(59.5)	(26.5) _{±0.1}	Hex.23 _{±0.1}	R 1/2	9	

Plug PF type (Female thread)



Model	Application	Body material-Mass (g)			Dimensions (mm)				
		Steel	Brass	Stainless steel	L	H(WAF)	C	T	ϕB
20PF	R 1/4	28	31	29	36	Hex.17	20	Rc 1/4	7.5
30PF	R 3/8	35	41	38	37	Hex.21	20	Rc 3/8	7.5
40PF	R 1/2	69	76	70	38	Hex.29	20	Rc 1/2	7.5

Socket SF type (Female thread)



Model	Application	Body material-Mass (g)			Dimensions (mm)			
		Steel	Brass	Stainless steel	L	ϕD	H(WAF)	T
20SF	R 1/4	97	101	94	(49.5)	(26.5) _{±0.1}	Hex.19	Rc 1/4
30SF	R 3/8	98	103	95	(50.5)	(26.5) _{±0.1}	Hex.21	Rc 3/8
40SF	R 1/2	136	146	136	(52.5)	(26.5) _{±0.1}	Hex.29	Rc 1/2

Combinations



SM+PF
male+female quick connector



SM+PM
quick connector



SM+PH
male+hose barb quick connector



SF+PM
female+male quick connector



SF+PF
female+female quick connector



SF+PH
female+hose barb quick connector

